





Alphacool Eisbecher D5 250mm Acetal

Special Price
\$79.95 was
\$96.50

Product Images





Short Description

The Eisbecher Series consist of 20 different reservoirs that differ between usage, measurement and appearance. There are ten reservoirs within this series that consist of 99% plexi - totally unique! But the main difference between these reservoirs is within the functionality of the different sockets.

Description

The Eisbecher Series consist of 20 different reservoirs that differ between usage, measurement and appearance. There are ten reservoirs within this series that consist of 99% plexi - totally unique! But the main difference between these reservoirs is within the functionality of the different sockets.

Features

0

Specifications

Each version in detail

The Eisbecher

There are two additional versions for everyone that would rather operate the pump separately. The Bubble Down and depending on the size one or two standpipes that facilitate the "Lighttower" effect and two lighting modules one from the top and the other one from the bottom are being used here. And there are additional three LED holes for the plexi version to maximize the lighting power. The openings to fill or drain the liquid are doubled here: One at the side and one at the bottom.

Included in delivery:

8x M4x8mm screw

4x M4 nut

2x G1/4" locking screw

1x allen key 2,5mm

Measurements 150mm Version:

Measurements with mounting (LxWxD): 150 x 136 x 79,5mm

Measurements without mounting (LxW): 150 x 60mm

Diameter of the Plexitube: 60mm

Measurements 250mm Version:

Measurements with mounting (LxWxD): 251 x 136 x 79,5mm

Measurements without mounting (LxW): 251 x 60mm

Diameter of the Plexitube: 60mm

The Eisbecher Lite

This reservoir is being operated with a separate pump as well but it slightly differentiates itself from its other four siblings. Instead of the Bubble Down and the standpipe Alphacool has installed a bar in the middle that intercepts all turbulences of the water. Further, this bar with the Alphacool Logo in the Plexi version can be lighted with three LEDs - a true eyecatcher for every system. But you do not have to go without the Lighttower effect here as there is a small standpipe mounted in the top. The openings to fill or drain the liquid are doubled here: One at the side and one at the bottom.

Included in delivery:

8x M4x8mm screw
4x M4 nut
2x G1/4" locking screw
1x allen key 2,5mm

Measurements 150mm Version:

Measurements with mounting (LxWxD): 150 x 136 x 79,5mm
Measurements without mounting (LxW): 150 x 60mm
Diameter of the Plexitube: 60mm

Measurements 250mm Version:

Measurements with mounting (LxWxD): 251 x 136 x 79,5mm
Measurements without mounting(LxW): 251 x 60mm
Diameter of the Plexitube: 60mm

The Eisbecher Lighttower All-In-One

Where most reservoirs can only handle one or two different pumps this version can handle a whole row of different pumps. Alternatively, you can even use the Lighttower All-In-One without a pump. This special flexibility of the reservoir falls back onto its sophisticated construction. At the back of the socket of the pump is a 1/2" wide thread where a whole range of different pumpadapters can be installed. This adapter enables an easy mounting of different pumps. The perforated plate and the standpipe are being used in this model as well. This version of the Eisbecher is by far the most versatile.

Included in delivery:

4x M4x16mm screw
4x M4x8mm screw
4x M4 nut
1x G1/4" locking screw
1x pump adapter for Phobya DC12 - 220
1x pump adapter for Phobya DC12 - 260/400
1x pump adapter for Eheim 1046/1048; with three additional adapter even Eheim 1260/1262, Laing D5 inkl.
1/2" AG (Standard Laing attachment), Hydor L30
1x allen key 2,5mm

Measurements 150mm Version:

Measurements with mounting (LxWxD): 170 x 136 x 80mm
Measurements without mounting(LxW): 170 x 60mm
Diameter of the Plexitube: 60mm

Measurements 250mm Version:

Measurements with mounting (LxWxD): 270 x 136 x 80mm
Measurements without mounting(LxW): 270 x 60mm
Diameter of the Plexitube: 60mm

The Eisbecher DDC

The Eisbecher for the Laing DDC pump leaves no opportunity unused. The pump is easily installed with four screws at the bottom. For an good optical view suggest Alphacool using the Alphacool Metal bottom for the Laing DDC. There are two 5mm holes for the LEDs in the plexi version and the lighting module is within the lid to sustain a lighting from the top. Standpipe and Bubble Down both do an excellent work in this model as

well. The fastening happens through either the mountings or through the bases that are included in the delivery. There are even threads in the socket of the pump should there be a free space at the 3,5" drive bay (pump decoupling with M4 inner thread and outer thread needed - Art. 52007).

Included in delivery:

4x M4x25mm screw
8x M4x8mm screw
4x M4 nut
2x base
1x allen key 2,5mm

Measurements 150mm Version:

Measurements incl. mounting without base (LxWxD): 177 x 136 x 79mm
Measurements without mounting incl. base (LxWxD): 222 x 87,5 x 80,5mm
Diameter of the Plexitube: 60mm

Measurements 250mm Version:

Measurements incl. mounting without base (LxWxD): 276,5 x 136 x 79mm
Measurements without mounting incl. base (LxWxD): 321,5 x 87,5 x 80,5mm
Diameter of the Plexitube: 60mm

The Eisbecher D5

This Eisbecher is the older brother of the DDC version. The pump is being mounted with a mounting ring that holds the pump with eight screws. You can use four LEDs that are hidden within the socket of the pump for the lighting of the plexi version. The lighting of the top is facilitated through the lighting module. Standpipe and Bubble Down both do an excellent job in this model as well. The fastening happens through either the mountings or through the bases that are included in the delivery. There are even threads in the socket of the pump should there be a free space at the 3,5" drive bay (pump decoupling with M4 inner thread and outer thread needed - Art. 52007).

Included in delivery:

4x M4x25mm screw
8x M4x8mm screw
4x M4 nut
1x mounting ring
1x O-Ring ID ca. 54mm
2x base
1x allen key 2,5mm

Measurements 150mm Version:

Measurements incl. mounting without base (LxWxD): 157,5 x 136 x 79,5mm
Measurements without mounting incl. base (LxWxD): 203,5 x 87,5 x 80mm
Diameter of the Plexitube: 60mm

Measurements 250mm Version:

Measurements incl. mounting without base (LxWxD): 257,5 x 136 x 79,5mm
Measurements without mounting incl. base (LxWxD): 303,5 x 87,5 x 80mm
Diameter of the Plexitube: 60mm

Notice

Alphacool recommended for correct operation of the water cooling distilled water!

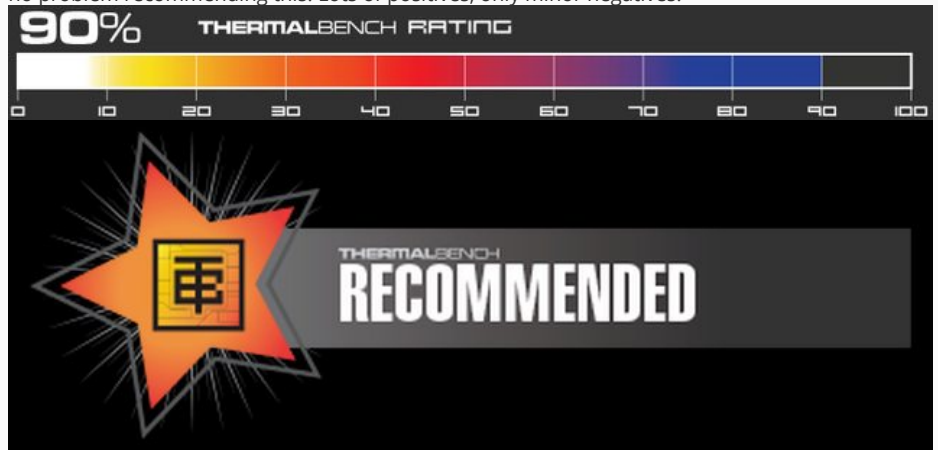
Additional Information

Brand	Alphacool
SKU	AC-15233
Weight	2.5000
Color	Clear
Reservoir Type	Tube Res
Tube Res Length	250mm
Vendor SKU/EAN	4250197152334



Build quality was decent, packaging was excellent, installation options are also very good and will be appreciated by customers. there are a few different options for the inlet port but only 1 makes most sense overall. In order to keep the Light Tower effect, Alphacool had to make some functionality sacrifices including the lack of a proper fill port and having to keep the coolant level at ~2/3rds height to have the effect visible. Perhaps I am nitpicking here, but be aware of everything and choose accordingly. The integrated top is a high performing one and overall I have no problem recommending this. Lots of positives, only minor negatives.

Internet Reviews



Click "[HERE](#)" to read more!

Special Price	\$79.95
---------------	---------

