






Thermaltake The Tower 900 Snow Edition

\$299.99

Product Images







Short Description

Designed in collaboration with Watermod France, The Tower 900 by Thermaltake represents Thermaltake's passion for innovation, the spirit of Watermod France, and our vision to expand chassis design for enthusiasts to build into a new era of ESPORTS modding culture. The Tower 900 is the premium choice from TT Thermaltake supporting a vertical mounting design, high quality 5mm thick tempered glass panels, and unrivaled expansion capabilities for massive custom liquid cooling systems.

Description

Designed in collaboration with Watermod France, The Tower 900 by Thermaltake represents Thermaltake's passion for innovation, the spirit of Watermod France, and our vision to expand chassis design for enthusiasts to build into a new era of ESPORTS modding culture. The Tower 900 is the premium choice from TT Thermaltake supporting a vertical mounting design, high quality 5mm thick tempered glass panels, and unrivaled expansion capabilities for massive custom liquid cooling systems.

Features

TT Premium

To continue achieving the corporate mission of delivering the perfect user experience, Thermaltake developed "TT Premium" with the essence of combining supreme quality products with a new logo design. TT Premium is far more than just a guarantee of quality. Behind the name, it represents the passion in DIY, Modding and Thermaltake's desire to be the most innovative brand in the PC hardware market. To satisfy the demand of the high-end PC users, TT Premium follows its core values of Excellent Quality, Unique Design, Diverse Combinations and Boundless Creativity to provide a high performance PC product for every enthusiast.



Tt LCS Certified

Tt LCS Certified is a Thermaltake exclusive certification applied to only products that pass the design and hardcore enthusiasts standards that a true LCS chassis should be held to. The Tt LCS certification was created so that we at Thermaltake can designate to all power users which chassis have been tested to be best compatible with extreme liquid cooling configurations to ensure you get the best performance from the best features and fitment.



Design Collaboration by Thermaltake and Watermod France

In collaboration with Watermod France, The Tower 900 reflects the passion for creating a new angle of chassis design. Inspiring the concept of vertical mounting, surrounded in durable tempered glass, The Tower 900 expands our vision to create a new era in ESPORTS modding culture, globally.



5mm Thick Tempered Glass Window with Stunning Viewing

The Tower 900 delivers the ultimate experience in PC hardware viewing by taking presentation to the next level. It is the first close frame chassis but designed with an open view among Thermaltake's case category. The large tempered glass panels feature 5mm thickness, and serve to simultaneously protect and showcase all components in the build. The Tower 900 is the perfect balance between functionality and aesthetics!




Welcome to the Showcase

The entire design of the Tower 900 showcases its system presentation to enthusiasts looking for a streamlined presentation. Unlike most cases on the market, The Tower 900 eliminates the issue with "GPU SAG" allowing vertical mounting of multi-GPU configurations on an E-ATX platform. Constructed with a chamber concept design, isolation of high capacity radiators allows additional interior space without compromising on maximum cooling performance. Capable of supporting dual-loop liquid cooling systems with modular capabilities allowing endless configurations, take on The Tower for your next showcase.



DMD – Dismantlable Modular Design

The Tower 900 enables user to freely build the system from the ground up with given modular panels, racks, brackets, and pre-design mounting arrays. No more unreachable screw corners or gaps and enjoys installation in a breeze with Dismantlable Modular Design.



Superior Expansion

Designed for high-end gaming system compatibility, the Tower 900 supports motherboards up to standard E-ATX, tower CPU coolers with a maximum height of 260mm, and multi-GPU configurations, vertically mounted, up to 400mm in length. Further, a "1+6+2" modular drive bay design allow users to easily install up to one 5.25", six 2.5"/3.5" (with HDD cage) and two 2.5" (with HDD tray) storage devices. The removable drive device racks give users plenty of flexibility to gain maximum interior space needed for maximum cooling performance and proper cable management improving overall case ventilation.



*Riser Cable Sold Separately

Unparalleled Cooling Ability


The Tower 900 has the capability to deliver excellent cooling efficiency, and enables users to build extreme air/liquid cooling systems with high-end, large graphics cards, treated by DIY/AIO liquid-cooling systems and air-cooling units. Supporting up to dual 560mm liquid cooling radiators, cooling possibilities just got real. Most uniquely, the right side and left side of the case are designed with various mounting points for radiators to provide proper space and placement when building DIY/AIO configurations.



The Tower 900 Radiator Supporting List

Radiator Compatibility List								
	120 mm	140 mm	240 mm	280 mm	360 mm	420 mm	480 mm	560 mm
L-Side	*	*	*	*	*	*	*	*
R-Side	*	*	*	*	*	*	*	*

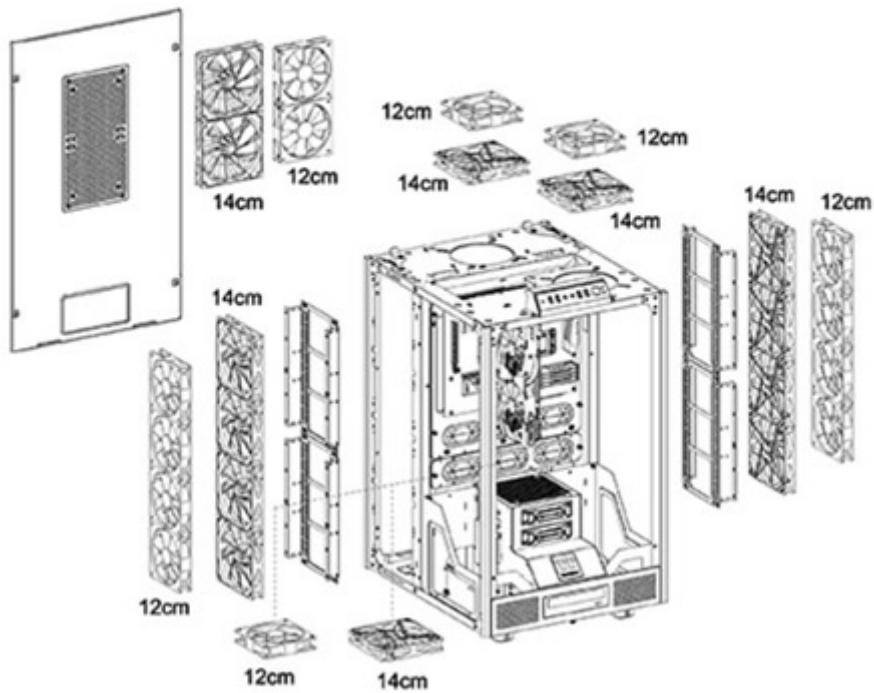
All-in-One Compatibility List (Water 3.0 Series)			
	120mm (Performer/Pro)	240mm (Extreme)	360mm (Ultimate)
HDD Cage	*	*	*



The Tower 900 Fan Supporting List

Fan Compatibility List		
	120mm	140mm
Left Side	4	4
Right Side	4	4
Top	2	2
Rear	2	2
HDD Cage	1	1

Thermaltake Compatible Fan		
	120mm	140mm
Pure Fan Series	*	*
Luna Fan Series	*	*
Riing Fan Series	*	*



Specifications

Model	The Tower 900
P/N	CA-1H1-00F6WN-00

Case Type	Full Tower
Dimension (H x W x D)	752 x 423 x 483 mm (29.6 x 16.7 x 19 inch)
Net Weight	24.5 kg / 54 lb
Side Panel	Tempered Glass x 3 (5mm thickness)
Color	Exterior & Interior : White
Material	SGCC
Cooling System	Top (exhaust) : 140 x 140 x 25 mm Turbo fan (1000rpm, 16dBA) x 2
Drive Bays	-Accessible 1 x 5.25" -Hidden 6 x 3.5" or 2.5" (With HDD Cage) 2 x 2.5" (With HDD tray)
Expansion Slots	8
Motherboards	6.7" x 6.7" (Mini ITX), 9.6" x 9.6" (Micro ATX), 12" x 9.6" (ATX), 12" x 13" (E-ATX)
I/O Ports	USB 3.0 x 4, HD Audio x 1
PSU	Standard PS2 PSU (optional)
Fan Support	Left Side: 4 x 120mm , 4 x 140mm Right Side: 4 x 120mm , 4 x 140mm Top: 2 x 120mm , 2 x 140mm Rear: 2 x 120mm , 2 x 140mm HDD Cage: 1 x 120mm , 1 x 140mm
Radiator Support	Left / Right Side: 1 x 480mm , 1 x 560mm
Clearance	CPU cooler height limitation: 260mm VGA length limitation: 400mm PSU length limitation: 220mm

Additional Information

Brand	Thermaltake
SKU	CA-1H1-00F6WN-00
Weight	100.0000
Color	White
Chassis Form Factor	Full Tower
Side Panel	Window
Material	Steel
PSU Wattage	No PSU
Vendor SKU/EAN	841163065839

