



# BARROW Barrow manual/PWM dual speed control server integrated pump box

\$75.95

## Product Images

### SPB17-TP

Barrow manual/PWM dual speed control server integrated pump box



High lift pump



PWM speed regulation



Aluminum alloy radiator



Easy to install

#### ◇ Products information

Mode: SPB17-TP	Color: Black
Quantity: 1Set	Thread: G1/4"
Material: Aluminum alloy+POM	Dimensions: Please refer to the dimension drawing
Application: Suitable for water cooling system to provide power circulation.	
Note: In case of product appearance structure upgrade,without further notice,in kind prevail	



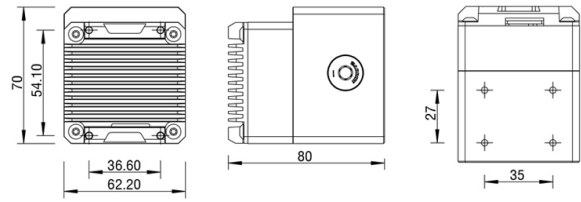
## SPB17-TP commercial pump box integrated water pump

- \* SPB17-TP server integrated pump box product has been assembled and installed at the factory
- \* It is a 17W high-performance water pump with high flow rate, high lift, and an aluminum alloy shell with excellent heat dissipation
- \* The pump cover is designed with a water tank space within the limited dimensions, and the connection interface is a G1/4 universal thread
- \* The pump cover is made of lightweight POM material, acid and alkali corrosion resistant, stable long-term operation, more suitable for commercial and industrial scenarios

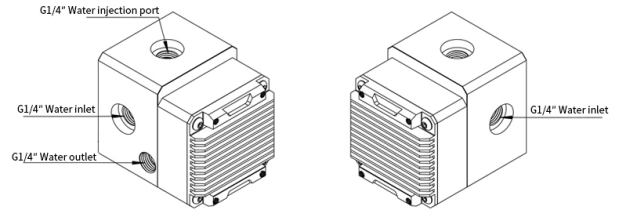


## Appearance size

Pump box integrated exterior size chart:



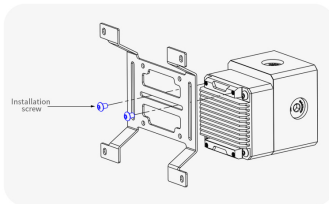
Schematic diagram of the integrated inlet and outlet of the pump tank:



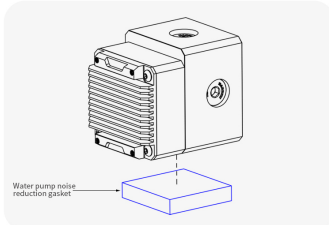
DIMENSION IN MM

## Installation example

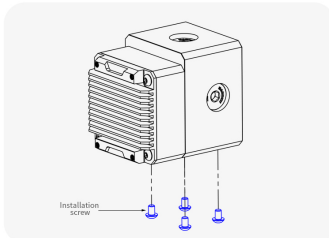
\* Method 1



\* Method 2



\* Method 3



Note: 1. The fixed position of the water pump in different chassis is not the same, but the installation method is similar;  
2. Before installation, please select the appropriate size according to the space of the chassis to ensure the safety of the installation process and prevent any possible

## ◇ Product parameters

Rated voltage: DC 12V	Operating noise: <40dB	Size: Please refer to the dimension drawing
Rated current: 1.4A	Pump interface thread: G1/4	Maximum speed: 4000RPM
Rated power rating: 17W	Maximum head pressure: 5-6M	Weight: 380g
Temperature range: <60°C	Maximum flow rate: 960L/H	Service life: >50000H

## Short Description

Barrow manual/PWM dual speed control server integrated pump box

## Description

---

Barrow manual/PWM dual speed control server integrated pump box

## Features

---

### **SPB17-TP commercial pump box integrated water pump**

- \* SPB17-TP server integrated pump box product has been assembled and installed at the factory
- \* It is a 17W high-performance water pump with high flow rate, high lift, and an aluminum alloy shell with excellent heat dissipation
- \* The pump cover is designed with a water tank space within the limited dimensions, and the connection interface is a G1/4 universal thread
- \* The pump cover is made of lightweight POM material, acid and alkali corrosion resistant, stable long-term operation, more suitable for commercial and industrial scenarios

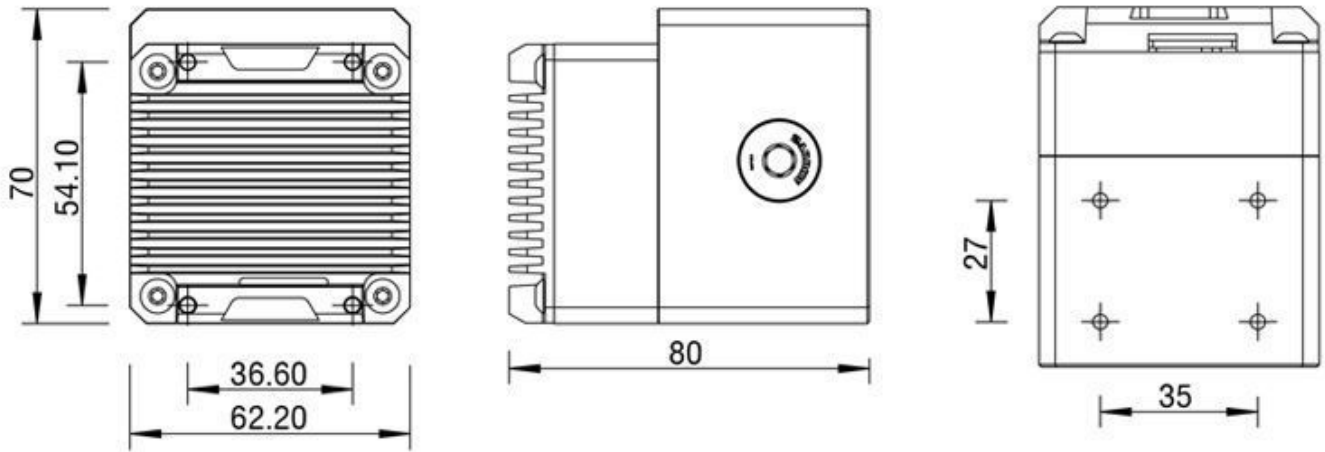


### ◇ Product parameters

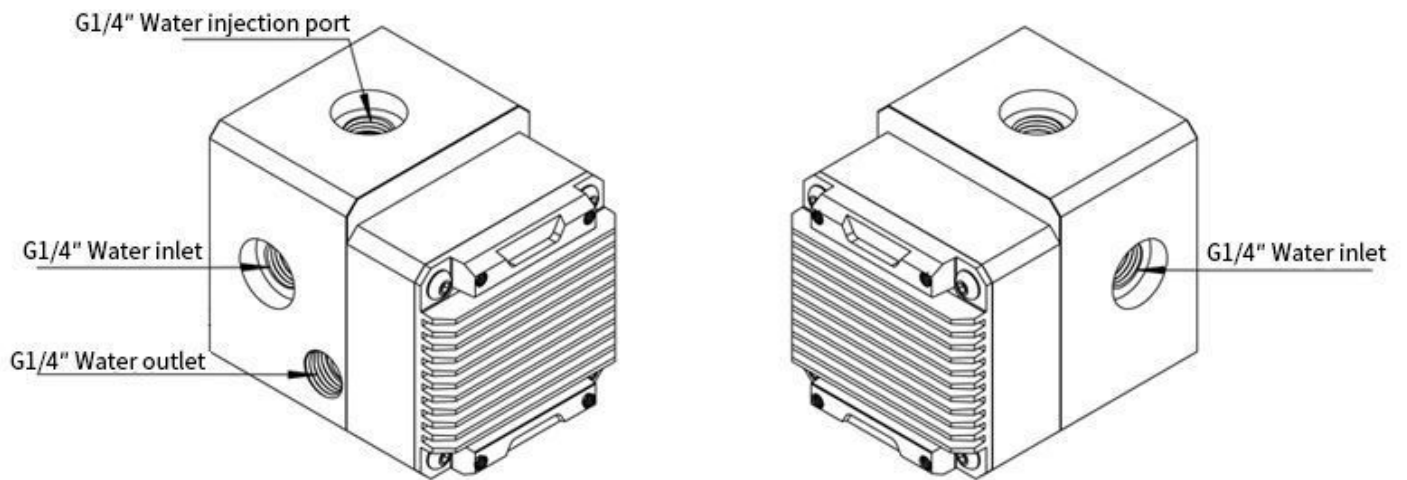
Rated voltage: DC 12V	Operating noise: <40DB	Size: Please refer to the dimension drawing
Rated current: 1.4A	Pump interface thread: G1/4	Maximum speed: 4000RPM
Rated power rating: 17W	Maximum head pressure: 5~6M	Weight: 380g
Temperature range: <60°C	Maximum flow rate: 960L/H	Service life: >50000H

# Appearance size

Pump box integrated exterior size chart:



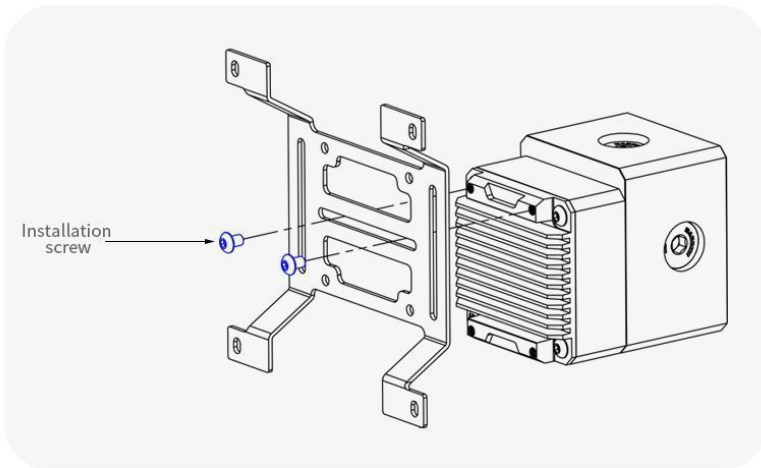
Schematic diagram of the integrated inlet and outlet of the pump tank:



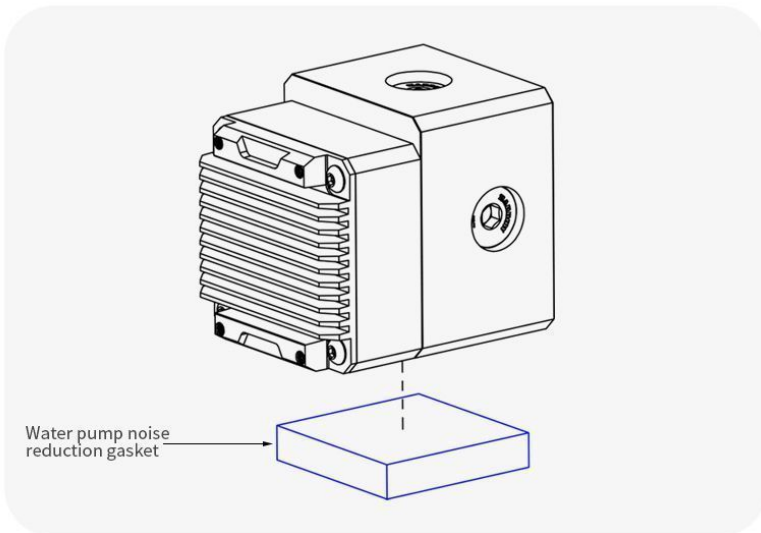
**DIMENSION IN MM**

## Installation example

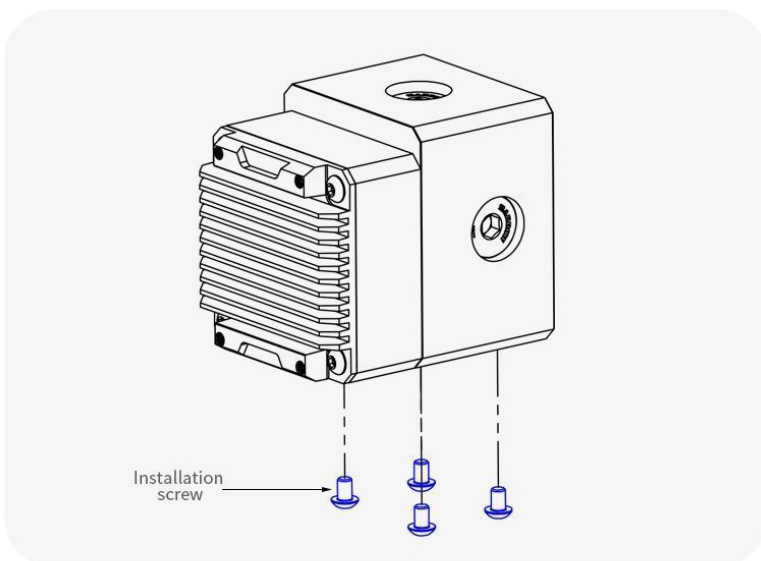
### \* Method 1



### \*Method 2



### \* Method 3



- Note: 1. The fixed position of the water pump in different chassis is not the same, but the installation method is similar;  
2. Before installation, please select the appropriate size according to the space of the chassis to ensure the safety of the installation process and prevent any possible

## Additional Information

---

Brand	Barrow
SKU	SPB17-TP
Weight	1.5000
Color	Black
Reservoir Type	Built-in
Pump Type	SPB17
Vendor SKU/EAN	6937826618420

