



# Swiftech 15mm Lok-Seal Male/Female Extension Adapter - Black

\$3.49

## Product Images



## Short Description

15mm Lok-Seal Male/Female extension adapter: this adapter will add another 15mm clearance to your Lok-Seal compression fitting, or adapter.

## Description

15mm Lok-Seal Male/Female extension adapter: this adapter will add another 15mm clearance to your Lok-

Seal compression fitting, or adapter.

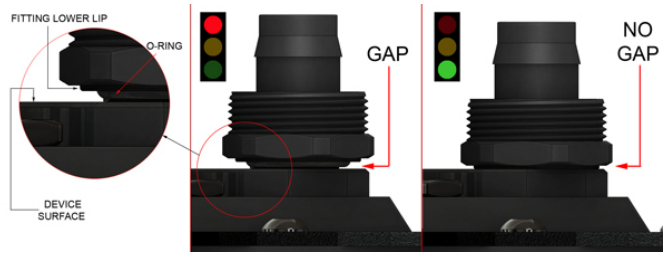
## Features

Contents & Features	Specifications
<ul style="list-style-type: none"><li>• Blister pack of 1 fitting &amp; collar</li><li>• G¼" Male and Female threads</li><li>• Hi-flow 10.2mm bore</li></ul>	<ul style="list-style-type: none"><li>• Material: brass</li><li>• Finish: high polish chrome plating or black paint</li><li>• Hex nut:<ul style="list-style-type: none"><li>- Inch: .67"</li><li>- Metric: 17mm</li></ul></li></ul>

Recommended use

Initial Tip: If possible, attach the fittings to the cooling devices first! While not mandatory, it is always preferable to fasten a fittings to a cooling device prior to installing the device inside the case. This will eliminate interference issues that may be encountered when working with tools inside of space constrained enclosures.

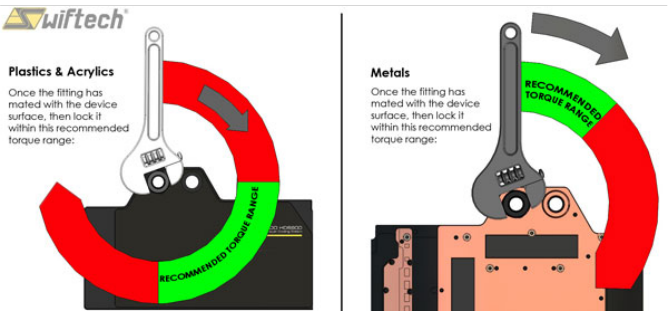
Fasten the fitting by hand until it mates with the surface of the cooling device. The amount of force necessary to screw the fittings down in "finger tight" mating position may vary from one device to another depending on various factors. Users are advised to always visually check on the actual position of the fitting relative to the device surface rather than solely relying on feel. There should be little -not to exceed the thickness of a sheet of paper, or no visible gap between the fitting lower lip and the device surface. See the illustration below.



For complete long-term safety and leak-free operations, Swiftech® recommends that the fittings be locked in place using the recommended tools and that the torque levels specified below be applied:

Recommended Torque		
Soft Material	Minimum	Maximum (*)
Acetal (POM) and acrylics	1/4 of a turn after initial contact between mating surfaces	1/2 of a turn after initial contact between mating surfaces
Hard Materials	Recommended	
Copper, brass, aluminum	1/8 of a turn after initial contact between mating surfaces	

(\*) For full 5mm thread depth – please inspect the device threads prior to applying the maximum recommended torque – when partial threads exist due to application necessity, only apply the minimum torque.



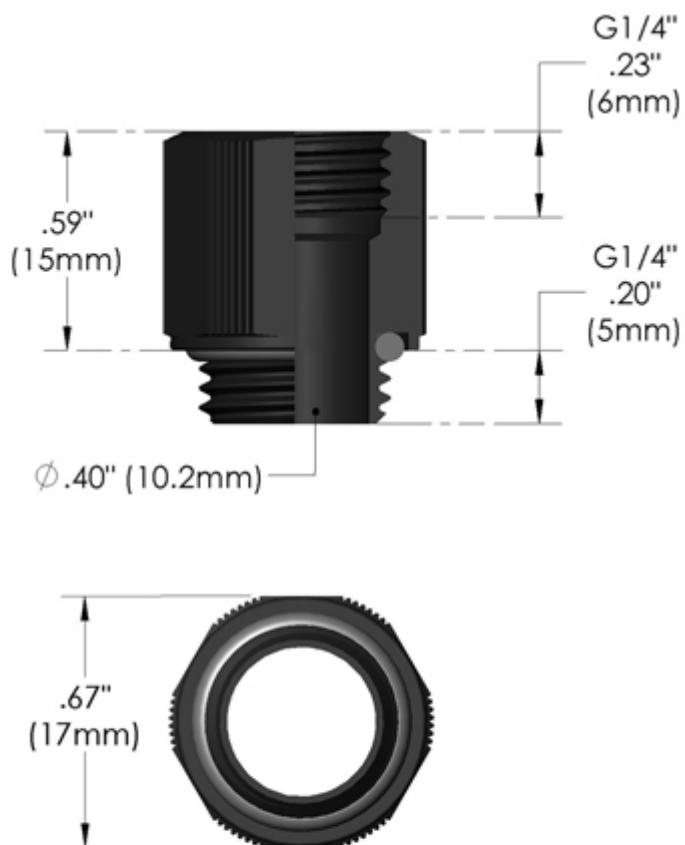
Recommended Tools

A small adjustable wrench with jaw opening up to 1" (25.4mm) may be used as a universal tool instead of the specific tools listed below

Specific tool sizes	
Adapter	Fitting Base Hex: Flat wrench
15mm Male/Female extension	Inch: 5/8" - Metric: 17mm

Specifications

Dimensions



**15mm Male Female  
G<sup>1</sup>/<sub>4</sub> Lok-Seal™  
Extension**

## Additional Information

Brand	Swiftech
SKU	15MM-G-1-4-MFA-BK
Weight	0.2000
Fitting Type	Adapter
Fitting Angle	Straight
Vendor SKU/EAN	877790002022

